

RTE Welding 909 350-7498

CycloBlower® Transport Series

Dry Bulk Truck Blowers



GD
GARDNER DENVER™

Experience Proven Results™

CycloBlower

Transport Series

Gardner Denver

- Tradition
- Quality
- Innovation
- Results

Quality + Tradition = Trust

- Tradition: 150 years of quality manufacturing with proven results
- Every CycloBlower is manufactured in our ISO 9001 certified facility in Sedalia, Missouri
- Each CycloBlower is individually tested to meet rigorous performance specifications
- Requested by leading Original Equipment Manufacturers (OEMs), fleet operators and dealers worldwide for a wide range of transport applications
- Supported by a worldwide network of experienced and trusted sales and service professionals
- The CycloBlower Warranty
 - 18 months from the date of shipment or
 - 12 months from the date of installation, whichever occurs first



T5CDL9L
with Mounting Kit

Dependable Supply of Clean, Oil-Free Air

Gardner Denver CycloBlower offers superior performance and dependability for dry bulk material handling. The exclusive smooth running helical screw rotor design and the precision tolerances engineered into each CycloBlower provides cooler, more efficient compression for extended blower life. Load after load, year after year, Gardner Denver CycloBlower is the leader in efficiency.

Dependable Products

- Superior and consistent quality can be found in every CycloBlower as a result of:
 - Continual investment in the training of world-class manufacturing personnel
 - Quality inspections throughout the entire manufacturing process
- Compact design utilizing optimum performance materials
- Reduced vibrations result in longer service of critical blower components

Experience Proven Results with the CycloBlower

CycloBlower Transport Provides

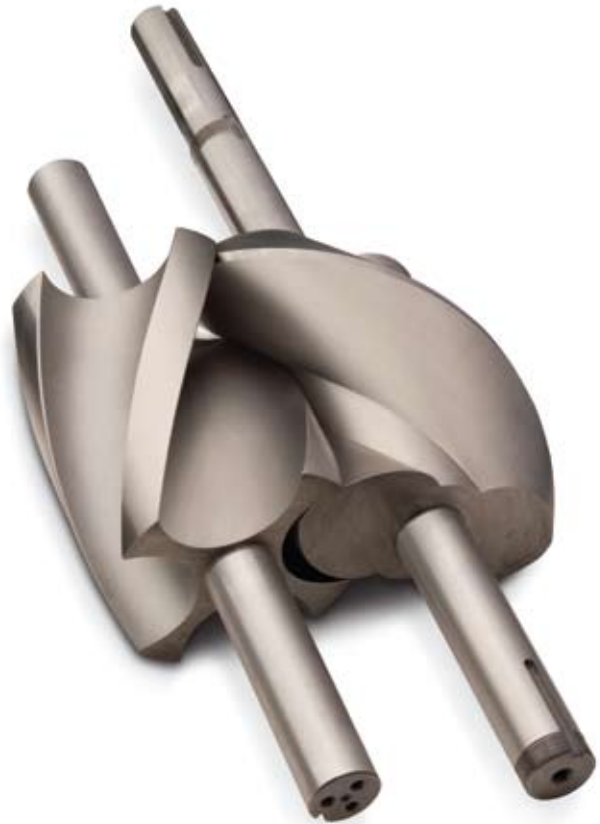
- Pressure to 18 psig
- Vacuum to 17" Hg
- Airflow to 1060 cfm

Efficient, Shock-Free Compression


- Helical screw rotors generate a balanced compression cycle
- Providing a smooth and steady discharge, eliminating the sudden release of trapped pockets of air into the line
- Contoured inlet and discharge ports minimize pulsations

High Capacity

- Industry unique rotor profile and accurately maintained tolerances allow the CycloBlower to operate at high speeds for increased capacity



Unique CycloBlower Design Features





1. Double-End Driveshaft

- Permits either clockwise or counterclockwise drive rotation
- Allows for roadside or curbside installation with alternate air inlets

2. Lubrication System

- Proven results with inlet end bearings grease lubricated with relief fittings to prevent over-lubrication
- Discharge end bearings and gears lubricated by self-contained oil splash system

3. Bearings

- Inlet-end single-row cylindrical and ball bearings carry radial loads

4. Bearing Carriers

- Structurally designed and dowelled to housing to ensure proper alignment

5. Rotors

- Helical four-flute gate rotor and two-lobe main rotor with integral shafts for improved efficiency and greater capacity
- Rotors balanced to provide maximum efficiency and smooth operation

6. Housing

- One piece, high strength, precision machined casting ensures durability
- Resists deflection to retain precise running clearances between rotors
- Housing fitted with fusible plug in discharge port, indicates when accidental over-pressurization causes high discharge air temperatures
- Housing has alternate air inlet ports

7. Air Shaft Seals

- Labyrinth design with bronze-filled Corrugand shaft seals ensures controlled minimal leakage of air

8. Bearings

- Discharge end angular-contact bearings provide proper axial and radial rotor positioning

9. Timing Gears

- Provide precise synchronization of the rotors
- Consists of two quiet-running, helical AGMA 12 alloy steel gears, precision hobbed and shaved



Factory Approved Parts & Accessories



Standard
Duty Filter

Factory approved parts and accessories include mounting bracket and PTO companion flange for tractor mounting. Inlet and discharge silencers and pneumatic hose with fittings are additional options available from either factory or distributor stock.

Truck Blower Overhaul Kit

- One kit covers all standard T5CDL Series blowers
- Prepackaged kit

Standard-Duty Filter

- Formed from carbon steel-designed to withstand the heavy punishment of over-the-road operation

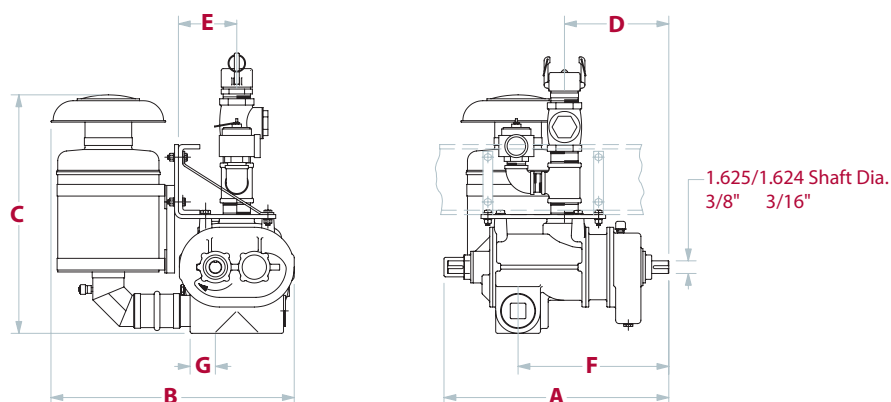
Relief Valves

- Discharge fittings available in 3" and 4" line sizes
- Each kit includes: pipe nipple and tee, cam-and-groove male adapter and duster cap
- Discharge check valves available



Relief Valve

Performance & Dimensional Data



Tractor Mounted Power-Take-Off Units

Model	Data Sheet Number	A	B	C	D	E	F	G	Weight
T5CDL9L	37-2-400	25.9	31.3	30.0	13.4	7.5	16.9	3.0	330 lbs.
T5CDL12L	37-2-420	28.9	31.3	30.6	13.4	7.5	19.4	3.3	417 lbs.
T5CDL12L92	37-2-244	28.9	31.3	30.6	15.2	7.5	19.4	3.3	406 lbs.
T5CDL13L	37-2-440	28.9	31.3	30.6	14.1	7.5	19.3	3.3	376 lbs.

Performances based on inlet air at standard temperature of 68°F, and ambient pressure of 14.7 psia and 36% relative humidity.

Dimensions shown in inches. Weights as approximate.

Performance Data Blowers for Power Take-off Drive

Model	RPM	PRESSURE PERFORMANCE						VACUUM PERFORMANCE						Size and Type Ports
		12 PSIG		16 PSIG		20 PSIG		12 "Hg		16 "Hg		17 "Hg		
		CFM	BHP	CFM	BHP	CFM	BHP	CFM	BHP	CFM	BHP	CFM	BHP	
T5CDL9L Gate Rotor Drive	750	130*	15.0					130	7.0	80	9.5			3" NPT Both Ports
	1,000	220	19.0	200*	25.5			225	9.0	175	12.5			
	1,250	307	23.0	285	32.0	270*	37.0	315	11.5	270	15.5	225*	20.0	
	1,500	395	28.0	375	36.0	356*	44.0	410	13.5	365	20.0	320*	24.0	
	1,750	482	32.5	462	42.5	444*	52.0	500	16.0	460	22.0	420*	28.0	
	2,000	570	38.0	550	49.5	535*	61.0	595	18.0	555	25.0	515*	32.0	
T5CDL12 Gate Rotor Drive	750	190	17.0					170	9.0	110	11.0			4" NPT Inlet 3" NPT Discharge
	1,000	300	24.0	275	30.0			285	12.0	230	15.0			
	1,250	410	30.0	385	39.0	355*	48.0	400	15.5	350	19.0	295*	25.0	
	1,500	525	38.0	500	48.0	470*	59.0	510	18.0	465	23.0	415*	29.5	
	1,750	640	43.0	610	57.0	580*	70.0	625	21.5	585	27.0	535*	33.5	
	2,000	750	50.0	725	66.0	695*	81.0	740	24.5	705	31.0	655*	38.0	
T5CDL12L92 Gate Rotor Drive	1,200	388	28.9	359	37.4	331*	44.8	364	14.2	311	17.9			4" NPT Both Ports
	1,800	659	44.1	630	58.2	601*	71.6	641	20.8	587	27.1	574*	36.1	
	2,500	974	64.2	946	85.9	917*	107.3	964	29.6	910	39.2	897*	51.6	
T5CDL13 Gate Rotor Drive	750	200	18.5					180	9.5	120	12.0			4" NPT Both Ports
	1,000	325	25.0	295	34.2			300	13.0	246	16.0			
	1,250	450	32.0	420	43.0	390*	55.0	425	16.5	370	20.5	325*	25.5	
	1,500	575	39.0	545	51.0	510*	63.5	545	20.0	500	24.5	450*	30.5	
	1,750	700	46.2	670	59.6	635*	72.2	670	23.5	625	29.0	575*	35.0	
	2,000	825	54.0	795	68.0	755*	81.0	790	27.0	750	33.0	700*	40.0	

Performances based on inlet air at standard temperature of 68°F, and ambient pressure of 14.7 psia and 36% relative humidity.

* Recommended at intermittent service

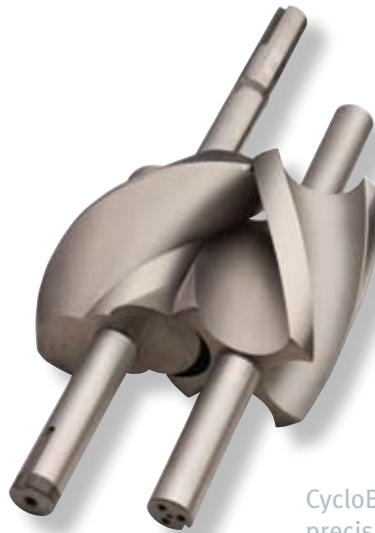
Genuine Gardner Denver Parts & Lubricants

- Maintain the Gardner Denver performance advantage and reliability with genuine GD replacement parts
- Protect your Gardner Denver investment with AEON® PD lubricants formulated for all blowers in demanding applications
- Now available AEON® PD-XD specifically designed for high ambient and/or high discharge temperature conditions



Service Commitment

- International organization of factory-trained service personnel supported by a world wide distribution network of trained professionals
- Factory/remanufacturing program assures maximum durability at minimum cost



CycloBlower rotors are precision machined using state of the art milling technology.

Gardner Denver®



Member



www.GardnerDenverProducts.com mobilesolutions@gardnerdenver.com

Gardner Denver, Inc. 1800 Gardner Expressway, Quincy, IL 62305
Telephone: (800) 682-9868 FAX: (217) 221-8780

©2009 Gardner Denver, Inc. Printed in U.S.A. GDT-CB-FAM 1st 10/09
Supersedes 37-2-223



Please recycle after use.